

# Adjust Casement

## Tools Needed

- 7/64 Allen Wrench
- Casement spanner wrench



Inconsistent gap at header





Inconsistent gap at sill

# Adjust Casement



- Open casement with crank handle
- Use spanner wrench to adjust cam on sill pivot arm

Spanner wrench



Use 7/64 Allen wrench for fine adjustment of second cam

# Adjust Casement




- Repeat the adjustment process for the header
- Depending on the amount of sag, adjustment will be greater one area



Proper Adjustment – consistent header gap

# Adjust Casement



Proper Adjustment – consistent sill gap